


Index
 Petrol & Diesel
 Direct Drive
 Gear Box
 Belt Drive
 Diesel
 Spec Sheets
 Electric Cold
 Spec Sheets
 Parts
 Hot Water
 Spec Sheets
 Service Parts
 Jetters
 Harben
 Sweepers
 Vacuum Cleaners

MULTI LINE SYSTEM



BAR151122A-Twin

Two 2.2 Kva electric units, capable of operating separately or in line
 Top mounted 55 litre poly water reservoir & low level cut out switch
 Powder coated frame - aircraft aluminium base plate
 Set of 4 supplied, plus 17 retractable reels supplied for kennel cleaning
 Trade Price \$4,760 per set (excluding reel)

CAR WASH SPECIFICATION




BAR301555-3 N 3000 Psi 15 l/min. x 3

Bank of 3 x 5.5kw electric machines for car wash
 24v Transformer for 24v remote switch gear, stainless
 water tank, double flange electric motor
 Available in vertical or horizontal frame
 Trade Price \$9,999



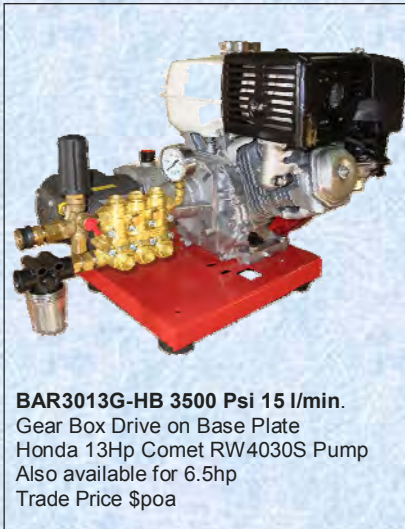
CAT70-11 Electric 5000Psi 17 l/min.

Electric 4 Pole / Belt Drive
 CAT 70 Pump
 Trade Price \$9,000



BAR3013G-HEMF + Large Filter 3500 Psi 15 l/min.

Electric Start and Large Filter
 Honda 13HpH Comet Comet RW4030S Pump
 Gear Box Drive
 Trade Price \$poa




BAR3013G-HB 3500 Psi 15 l/min.

Gear Box Drive on Base Plate
 Honda 13Hp Comet RW4030S Pump
 Also available for 6.5hp
 Trade Price \$poa



BAR3513G-HT Gear Box Drive 3500 Psi 15 l/min.
 Honda 13Hp, Comet RW4030 Premium Pump
 Gear Box Drive on base Trailer with Hose Reel
 Also available as a kit.....fit to your own trailer
 Trade Price \$15,286



BAR3013G-KET Gear Box Drive 3000 Psi 15 l/min.
 Kohler Diesel 10Hp, Comet RW4030 Premium Pump
 Gear Box Drive on base Trailer with Hose Reel
 Also available as a kit.....fit to your own trailer
 Trade Price \$18,570